

2.92/1.27 mm and 2.4/1.042 mm

Description and purpose

These coaxial adapters are designed to connect microwave devices of 2.92/1.27 mm path with devices of 2.4/1.042 mm path. The adapters are designed with male-male, female-female and female-male connectors. The adapters have lowest insertion loss and reflection level within operating frequency range between 0 and 40 GHz. Adapter bodies and nuts are made of stainless steel. Central conductors are made of tempered beryllium bronze and plated with wear-proof gold. Low dielectric permeability and high strength insulation is applied. Used materials and adapter design provide low loss and reflection level, high stability of parameters for at least 2000 connect/disconnect cycles at operating temperatures between -60 °C and +110 °C. Minimum screen attenuation is 100 dB. The adapters are manufactured in accordance with ZhNKU.468562.002 TU specification.



Specifications

Model	Connectors	Frequency range, GHz	VSWR, max. (typ.)		Insertion loss, dB, max. (typ.)		Fig.
			0 ... 20 GHz	20 ... 40 GHz	0 ... 20 GHz	20 ... 40 GHz	
PK2-40-14R-05R	2.92 mm (female) – 2.4 mm (female)	0 ... 40	1.1 (1.05)	1.15 (1.08)	0.2 (0.1)	0.3 (0.15)	1
PK2-40-14-05	2.92 mm (male) 2.4 mm (male)						2
PK2-40-14R-05	2.92 mm (female) – 2.4 mm (male)						3
PK2-40-14-05R	2.92 mm (male) 2.4 mm (female)						4

Dimensions

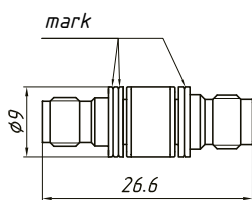


Fig. 1

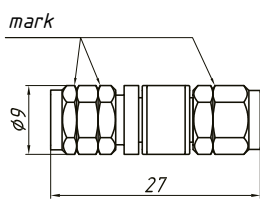


Fig. 2

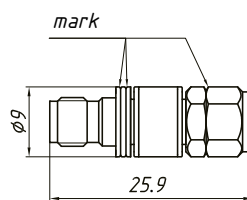


Fig. 3

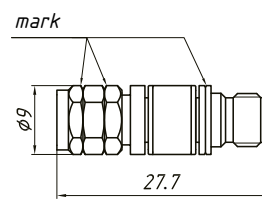


Fig. 4

Ordering example

- PK2-40-14R-05R coaxial adapter, 2.92 mm (female) – 2.4 mm (female).